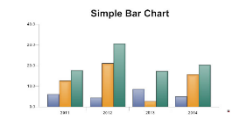

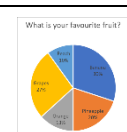


PRINCIPLES OF BUSINESS AND FINANCE

1.02 KEY TERMS

Chronological Order	In accordance with the time sequence in which they occurred.
Deductive Order	Start with a generalization and then support it with facts.
Inductive Order	Provides examples, stories, facts, or reasons first then draws conclusions from them.
Bar Graphs	A graphical display of data using bars of different heights. 
Line Graphs	Graphical display of information that changes over time. 
Pie Charts	A circular statistical graphic, which is divided into slices to illustrate numerical proportion. 
Graphic Aids	Using charts, diagrams, pictures, words etc. for communicating facts, ideas and relationships.
Etiquette	The customary code of polite behavior in society or among members of a particular profession or group.